

# Rosehill School – Curriculum Project

## E-Safety Day February 2023



Subject Lead: Caroline Watson  
Project Dates: 7<sup>th</sup> February 2023

# Key Learning Objectives

---

At the end of the Project pupil will:

- Develop an awareness of what the internet can be used for and the importance of internet safety.
- Be having conversations about their life online and what they enjoy doing on the internet.
- Know how and when to seek advice about information on the internet.
- Learn about how the internet can impact their lives in both a positive and negative way.



**School Development Plan Links: Leadership and Management Priority 2**

# Project Content

E-Safety day gives pupils confidence in understanding the importance of using the internet safely and what to do if they see something that is upsetting or they are unsure of. E-Safety has been embedded into computing lessons with visual reminders around computer areas.

The theme for E-Safety day this year is 'Want to talk about it? Making space for conversations about life online'. The focus for activities will be based around conversations about life online and what pupils enjoy doing on the internet and how the internet can impact on their lives in both a positive and negative way.



# Impact on children and young people

**Engagement-**  
all pupils engaged  
well in activities  
related to E-Safety  
and using the  
internet.

Pupils across the  
school shared what they  
enjoy doing on the  
internet and how it can  
impact their lives both  
positively and negatively.

Pupils increased  
their independence  
in using the internet  
safely.

Pupils engaged in  
identifying how  
different things  
online makes them  
feel. They learnt the  
attitudes needed to  
stay safe and keep  
others safe online.



# Impact on staff/school community

---

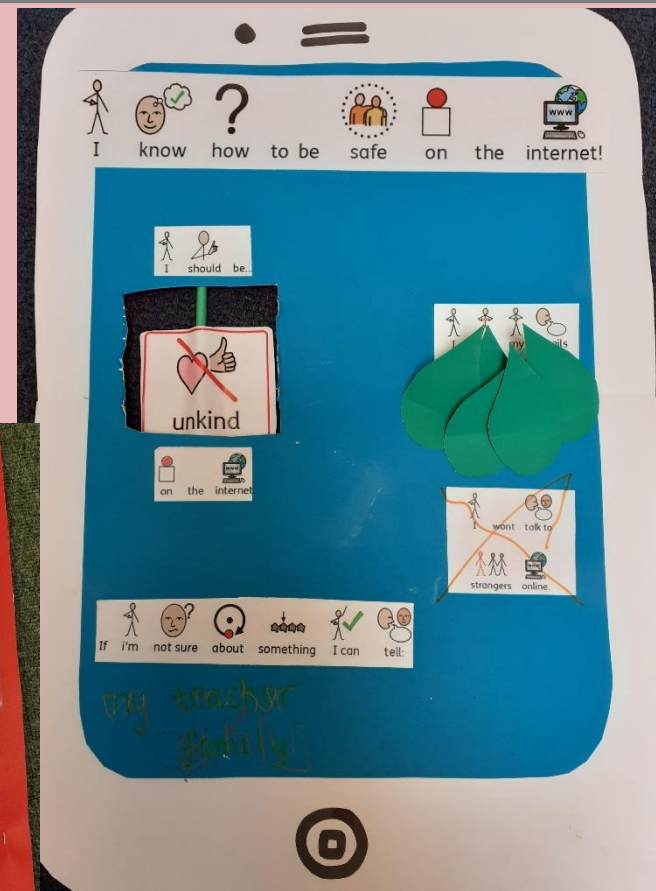
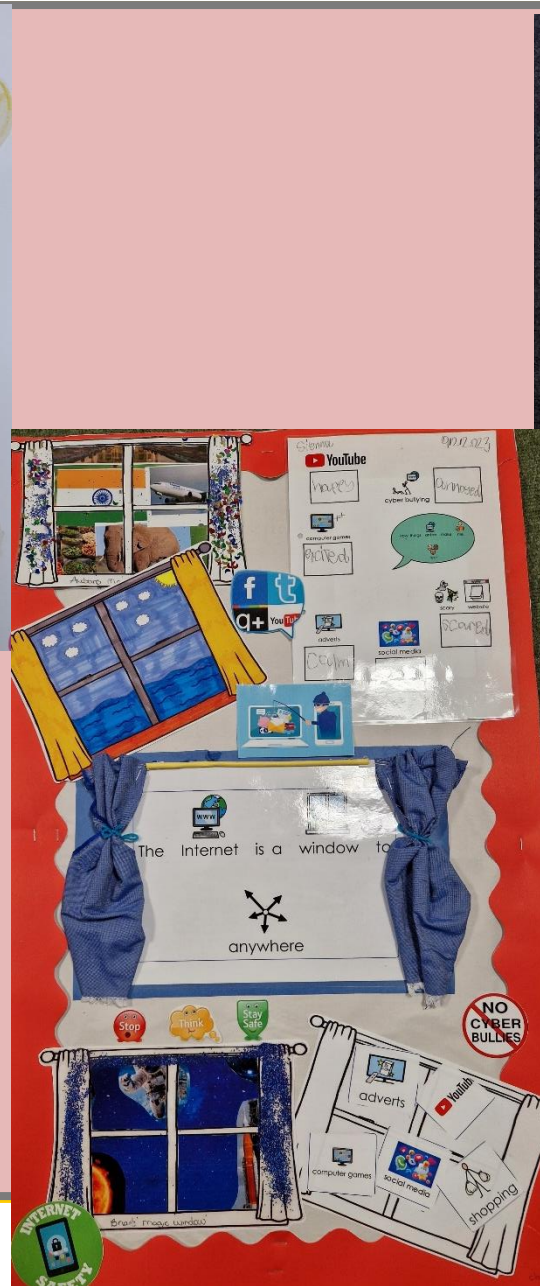

Staff members developed their skills in how to keep children safe online.

The school learnt the importance of maintaining and monitoring their digital wellbeing.

Individuals increased their confidence in teaching E-Safety to pupils at a range of ability levels.



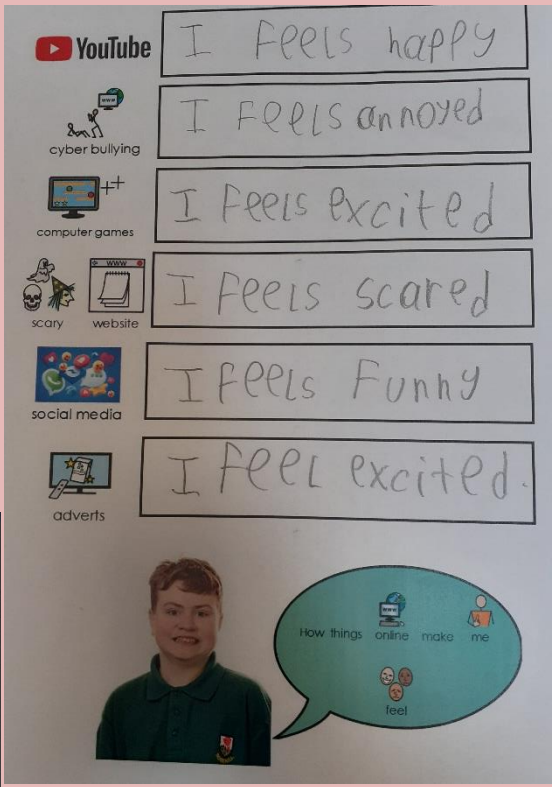



# Impact of E-Safety day through photographs



Examples of work completed across the school on E-Safety day.



# Impact of E-Safety day through photographs



# Next steps

---

1

Pupils across the whole school to continue to engage in E-Safety sessions to keep themselves safe.

2

E-Safety work from each department to be submitted for a whole school E-Safety competition

3

E-Safety information to be kept updated on the school website and updates shared with staff and parents.

