




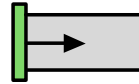
Artist

of the

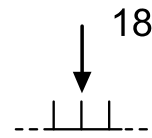


Week

-



WC




18th



May



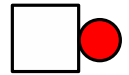


Vincent Van Gough



ROSEHILL
SCHOOL



Activity




Create a starry sky inspired by




Van Gogh's 'Starry night'.



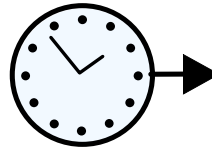
ROSEHILL
SCHOOL




Resources





you





will



need



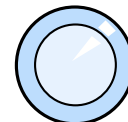
- A large sheet of paper.



- A toilet roll or kitchen roll tube.



- Paint.



- A flat palette, tray or plate to

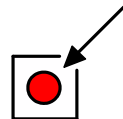


put



the



paint



in.

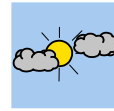



ROSEHILL
SCHOOL

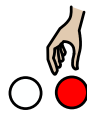


Method / instructions

1


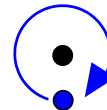
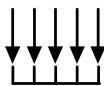


1. Paint or colour your sky in



light blue (optional).

2

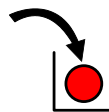



2. Cut slits all the way around your




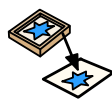
tube.

3



3. Dip your tube into the paint.

4




4. Print your stars in the sky.



ROSEHILL
SCHOOL

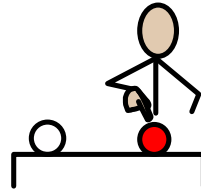


Useful



words

for




this




challenge



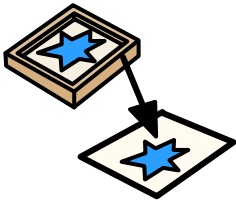
night



stars




sky



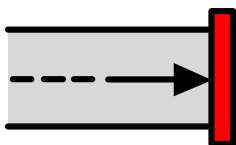
print




colour




more





finished









like









don't like










Ideas for differentiation

- Try  cutting  short  slits  in  one  tube

 and  long  slits  in  another.  Is

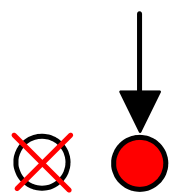
 there  a different  effect?

- Try  pressing  and  twisting  when 

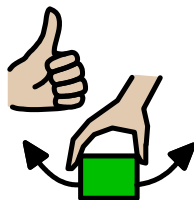
 you  print.



ROSEHILL
SCHOOL



Other



useful



information

Please use the following website for a fun video introduction to the artist:

<https://www.youtube.com/watch?v=9lGEvm1Lve0>

Or search: Art with Mati and Dada- Van Gough



ROSEHILL
SCHOOL