




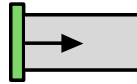
Artist



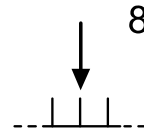
of the

Week

-



WC



8th



June



Rene Magritte




ROSEHILL
SCHOOL



Activity




Create a surrealist collage of




yourself.



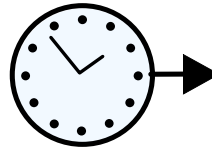
ROSEHILL
SCHOOL




Resources



you



will



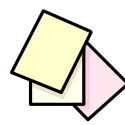

need



- A camera



- Scissors





- A larger sheet of paper



- Magazine or newspaper



ROSEHILL
SCHOOL



Method / instructions




- Take a picture of your face.



- Print it out.



- Cut up your features.



- Stick them separately from each other.



- Find a body, shoes, hat etc. from a



magazine or newspaper.




- Complete your surreal collage.



ROSEHILL
SCHOOL

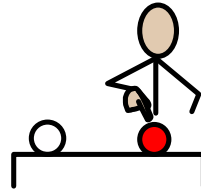


Useful



words


for




this



challenge




surreal




face




body



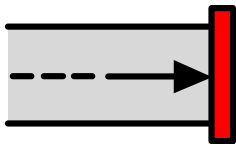
hair




cut




stick





finished






like






don't like



Ideas for differentiation

- ?    the

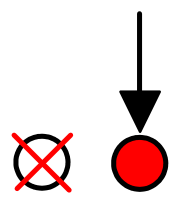

background?

- ?    items such as


a piece of fruit?



ROSEHILL
SCHOOL



Other



useful



information

Please use the following website for a fun video introduction to the artist:

https://www.youtube.com/watch?v=yD53mLZ_y8k

Or search: Art with Mati and Dada- Rene Magritte



ROSEHILL
SCHOOL