




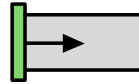
Artist

of the

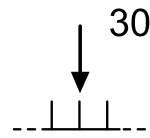


week

-



WC




30th



March


# Henri Rousseau



www.rasiel.com



**ROSEHILL**  
SCHOOL



# Activity

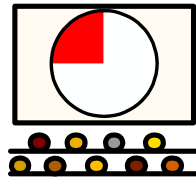


Create

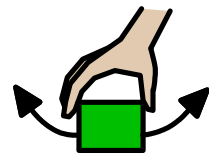
a



jungle



scene



using




the

skill


of




leaf




rubbing.



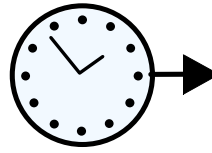
**ROSEHILL**  
SCHOOL




Resources



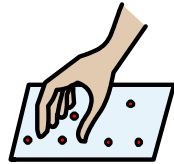
you



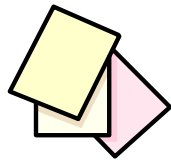
will



need





● A selection of leaves



● Paper



● Crayons



Method / instructions



- Collect a variety of leaves.



- Place the leaves with their bottom sides



facing up.



- Place a piece of paper on top of the leaves.



- Use a crayon (wax crayons work best) to




gently rub over the leaves.



ROSEHILL  
SCHOOL

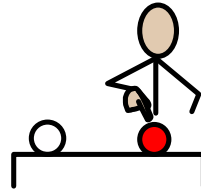


Useful



words

for




this



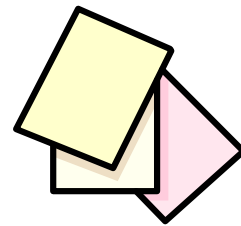
challenge




leaf



crayon




paper



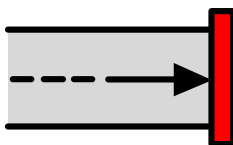
jungle




rubbing




more




finished







like



don't like



## Differentiation

- Find  **5**  or more  different varieties of 

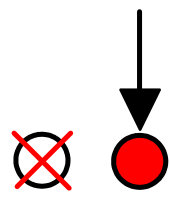
  
leaves.

- Try  overlapping the  leaves to 

 create a  stunning effect. 



**ROSEHILL**  
SCHOOL



Other



useful



information

Please use the following website for a fun  
video introduction to the artist.

<https://www.youtube.com/watch?v=lSUffeCL1HE>

Or search: Art with Mati and Dada- Henri Rousseau



**ROSEHILL**  
SCHOOL