

Christmas Tree Thumbprint Art



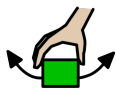
Christmas tree



fingerprint



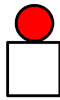
picture.



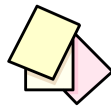
• Use masking tape to mark out the shape of a



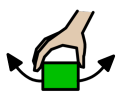
Christmas tree



on



some paper.



in



different

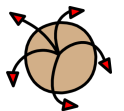


colours



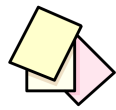
to make

marks



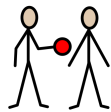
all over

• Use paint in different colours to make marks all over



the paper

with



your



fingers!

This might

get



messy!



• Peel

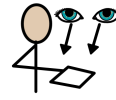


off

the masking tape



to



reveal

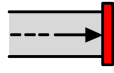

your



tree



shape!



• Well done, you are finished!